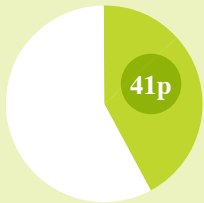
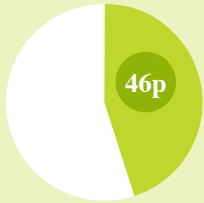


HOW IS £1 OF YOUR COUNCIL TAX SPENT?

2010/11



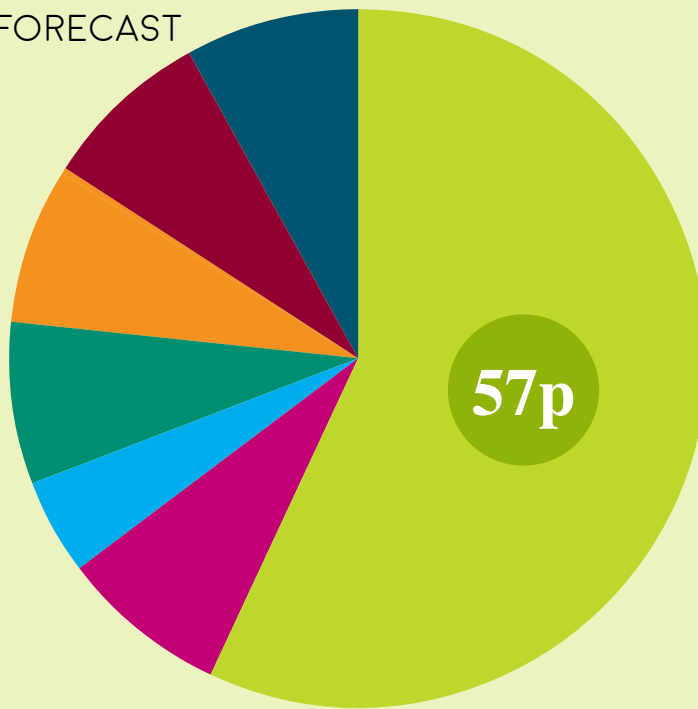
2013/14



2016/17



2019/20
 FORECAST



Social care	57p
Highways and public transport	8p
Education support like home to school transport	8p
Homelessness and planning	8p
Waste management and street cleaning	7p
Licensing, elections, trading standards	7p
Museums, parks, libraries	5p
Total	£1

Councils provide hundreds of services in your area like looking after vulnerable people, keeping the streets clean and running leisure centres. But the money councils have to provide these vital services is running out.

With demand for care services for adults and children increasing, and core funding from central government to councils falling, by 2019/20 almost 60p of every £1 paid in council tax could have to be spent on social care.

As a result, councils may have no choice but to spend much less on other important services like fixing roads or maintaining parks and libraries.

Councils cannot continue without sufficient and sustainable resources. The Government needs to set out in the 2017 Autumn Budget how it intends to fund councils to meet future demand for services into the next decade and beyond.

Read our full submission to the Autumn Budget online now at www.local.gov.uk/budget-submission

The LGA analysed local council spending data published annually by Department for Communities and Local Government to establish relative spending levels on services from general pots of funding, such as council tax. To forecast 2019/20 spending patterns, 2016/17 published budget figures were used with an assumption that social care and housing services will be prioritised within shrinking budgets.

From 2016/17 onwards, the impact of the adult social care council tax precept has been reflected as projected by the Government in its spending power calculations.

The figures exclude spending on police, fire and rescue services, as well as services delivered by parish councils.

